

Vehicle Data

8009.1157

OK

**Data input window**

CornerWIN example

Copyright © Trailer Consultation

AB-Triple Combination FH12 FH+H+H+H

TRUCK

8x4-4300

Max wheel angle (deg) inner = 50 outer = 38 Ackermann = 50

Front overhang (mm) 1365

Front overhang to bumper corner (mm) 1160

Width to bumper corner (mm) 2300

Wheelbase (mm) 1797 2503 1370

Wheelbase to bogie turning centre (mm) 4995

Overhang (mm) 1780

5th wheel position (mm) 300

Truck width (mm) 2500

Truck front axle (mm) 2200

Rear lights back corner from the last axle (mm) 800

Width on truck rear lights (mm) 2350

SEMITRAILER

Trailer front overhang (mm) 1500

Square

Wheelbase to bogie turning centre (mm) 5100

Drawbar coupling - trailer front axle (mm) 3500

Trailer front overhang (mm) 1500

Trailer wheelbase to bogie turning centre (mm) 7310

Wheelbase (mm) 1360 5720 1820

Trailer rear overhang (mm) 500

Trailer length (without drawbar) (mm) 9310

Trailer width (mm) 2500

Drawbar coupling (mm) 1900

SEMITRAILER

Trailer front overhang (mm) 500

Wheelbase to bogie turning centre (mm) 5680

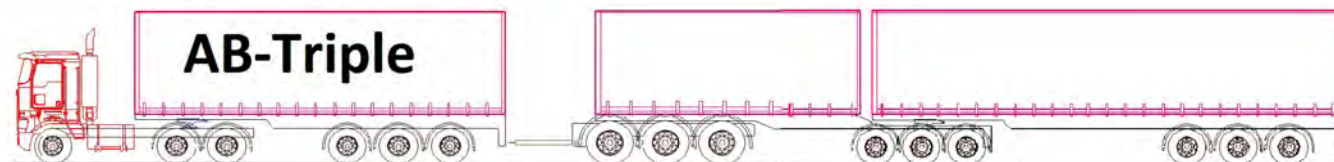
Wheelbase (mm) 5000 1360 1360

Trailer rear overhang (mm) 3000

Trailer length (mm) 9180

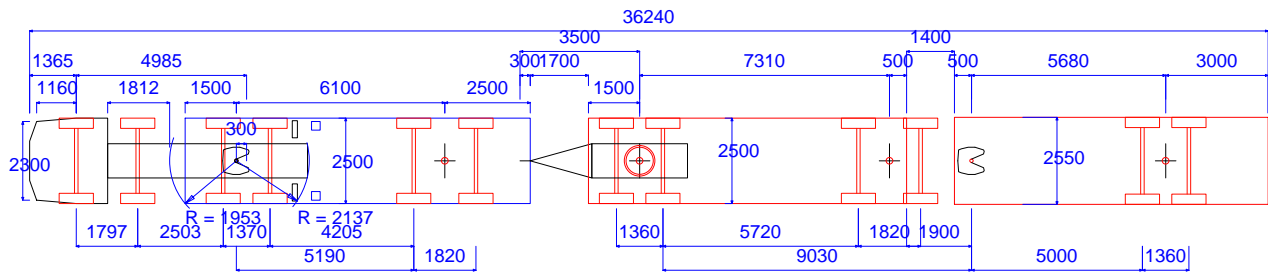
Trailer width (mm) 2550

OK



8x4-4300

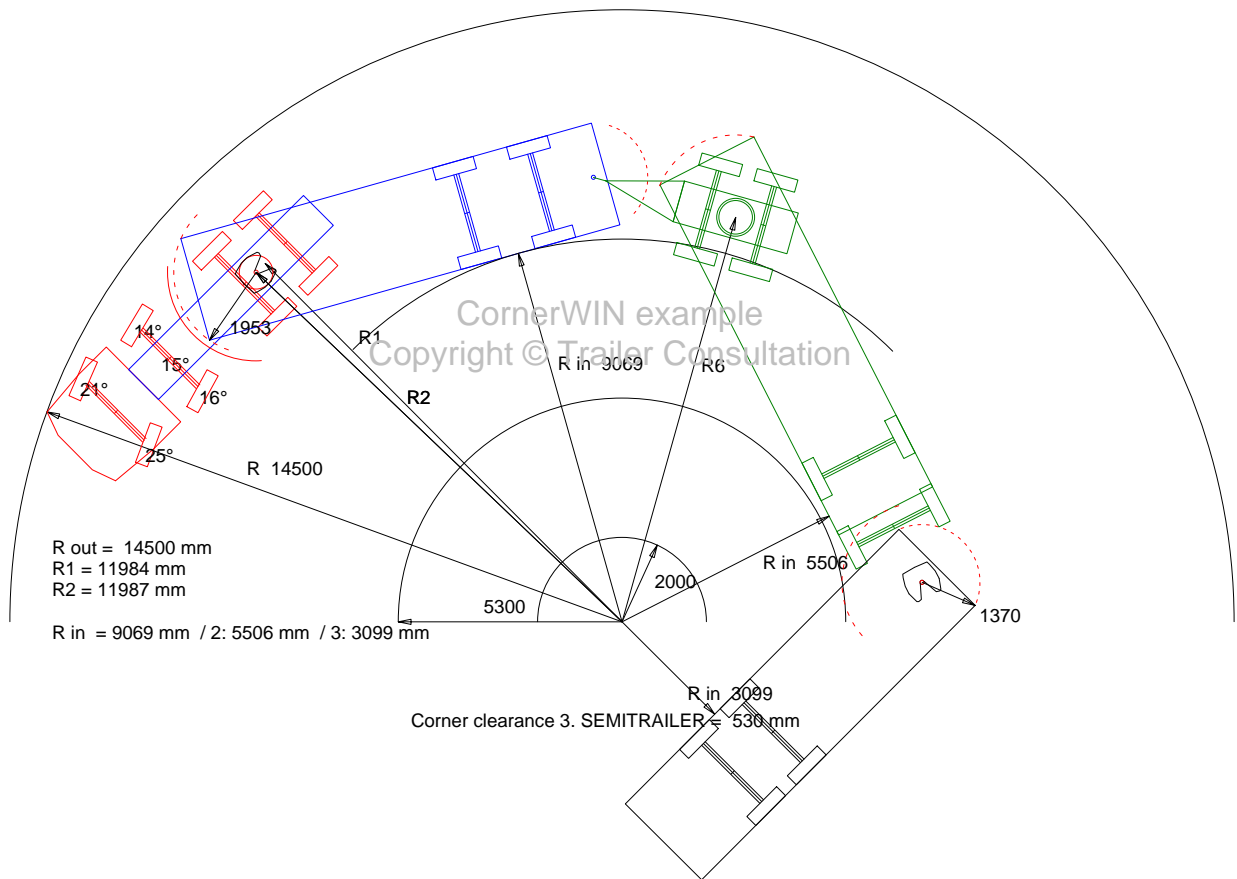
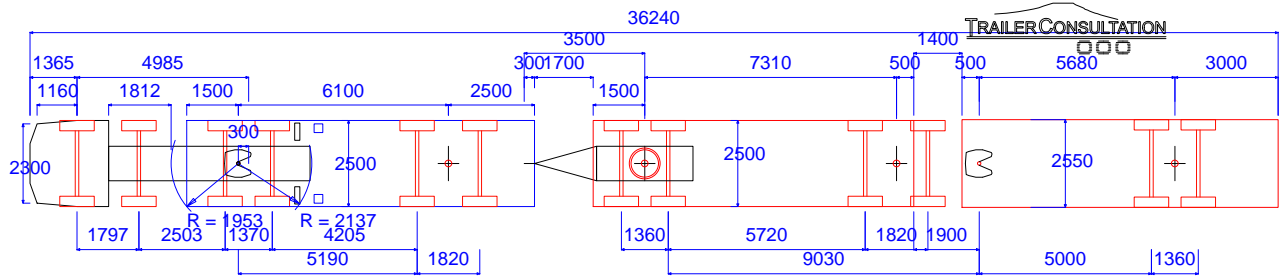
*Outprint example: Drawing*



CornerWIN example  
Copyright © Trailer Consultation

8x4-4300

**Outprint example: Static turning picture 14.5m with drawing**

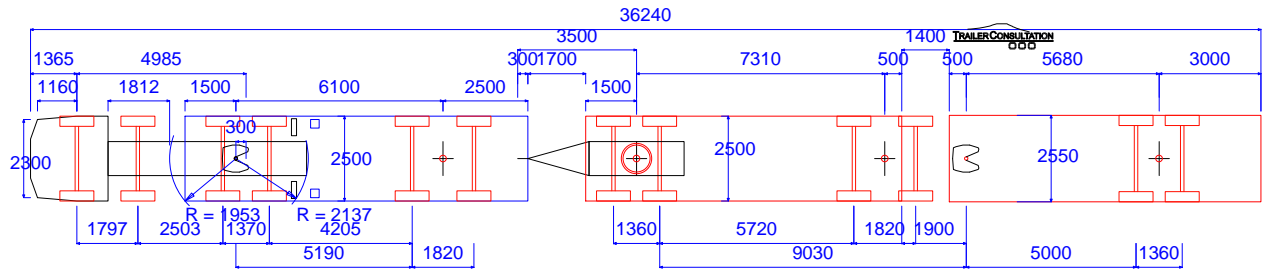


Trailer Consultation Fax +358 6 831 1008

CornerWIN Version 2016-09 7.10.2016 11:48

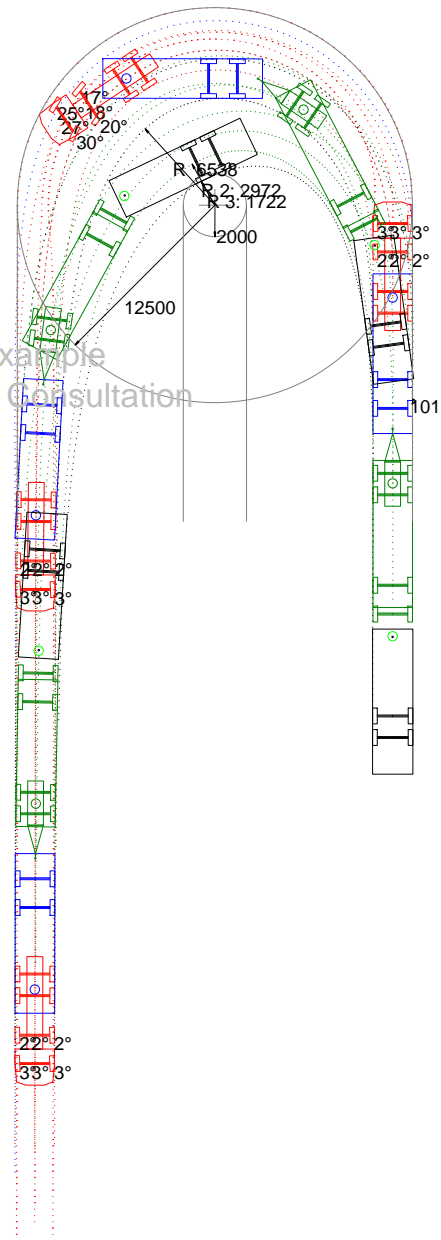
Outprint example: 180° turning simulation with drawing

8x4-4300



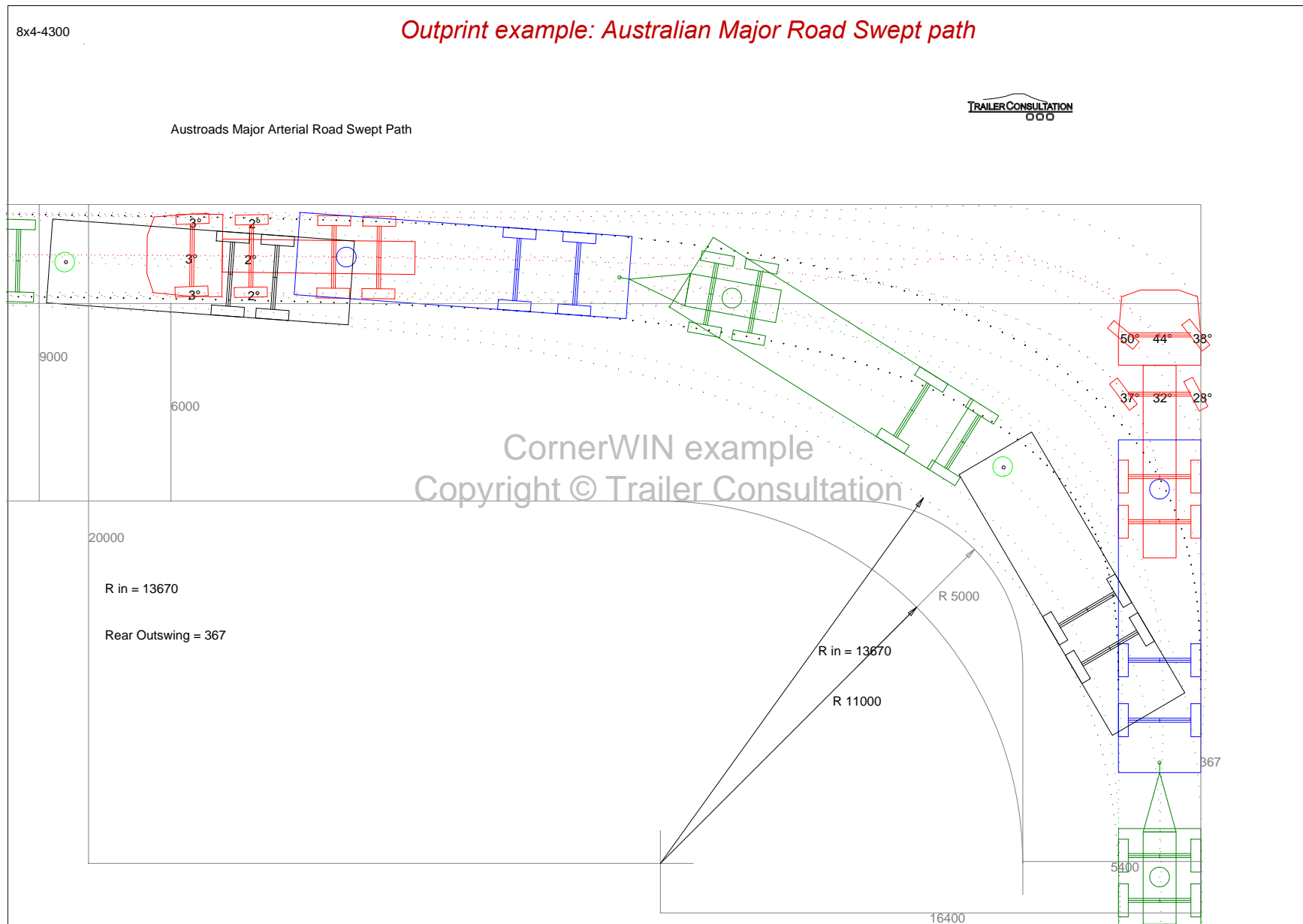
R out = 12500 mm  
 R min = 6538 mm / 2:2972 mm / 3:1722 mm  
 street width = 10778 mm  
 Rear Outswing = 101 mm

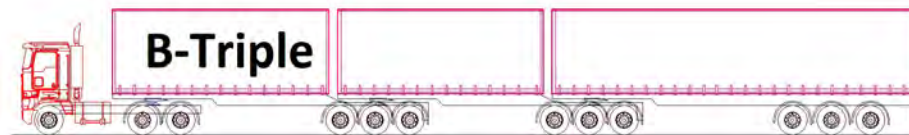
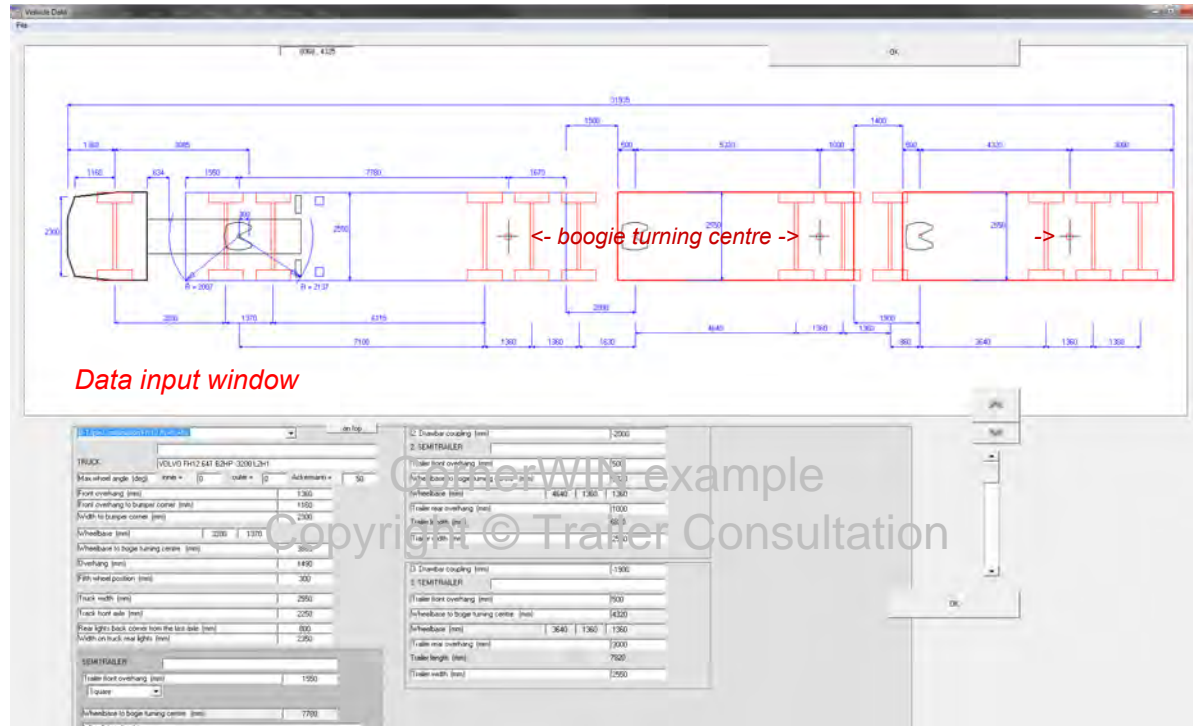
CornerWIN example  
 Copyright © Trailer Consultation




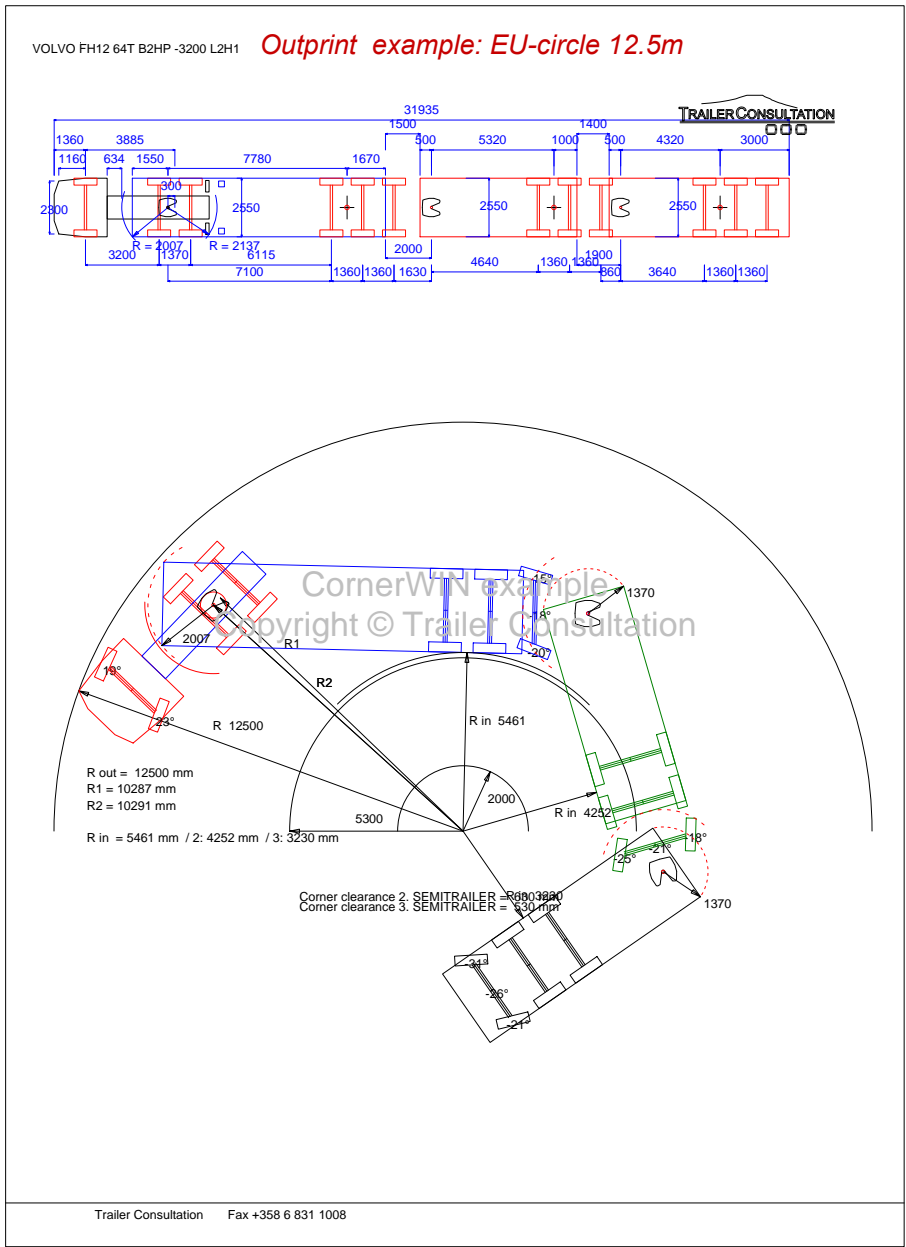
Trailer Consultation Fax +358 6 831 1008

CornerWIN Version 2016-09 7.10.2016 11:49

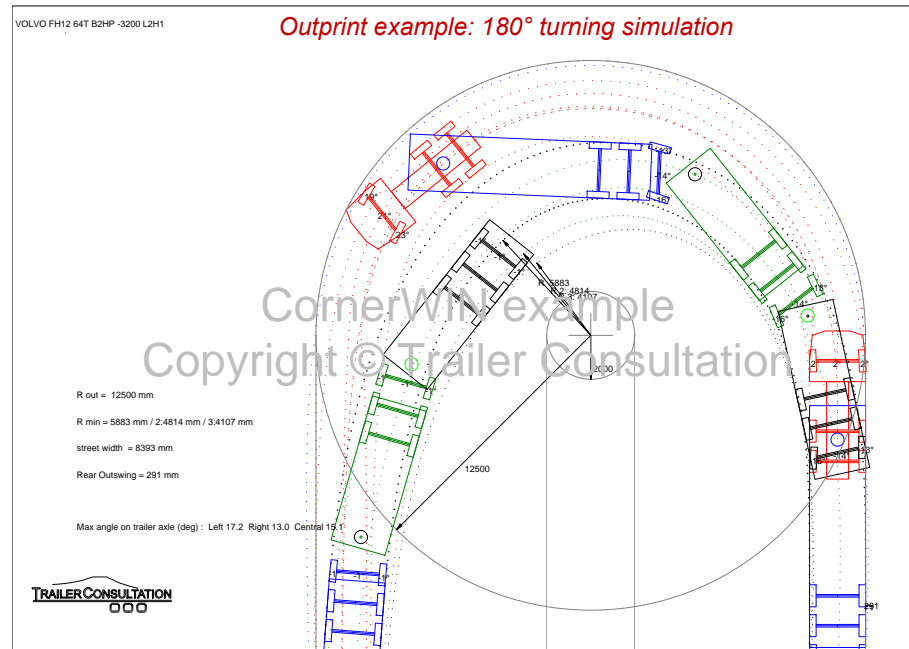






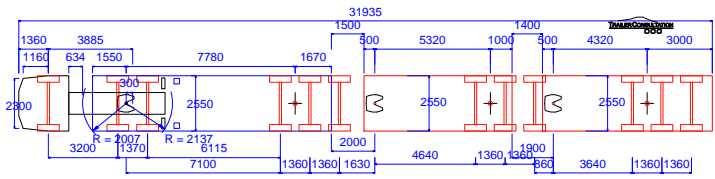






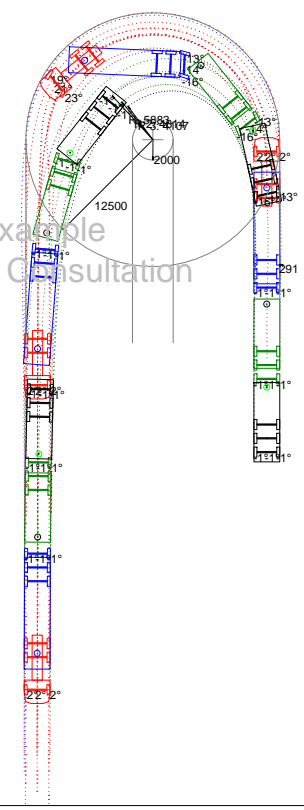
VOLVO FH12 64T B2HP -3200 L2H1

**Outprint example: 180° turning simulation with drawing**



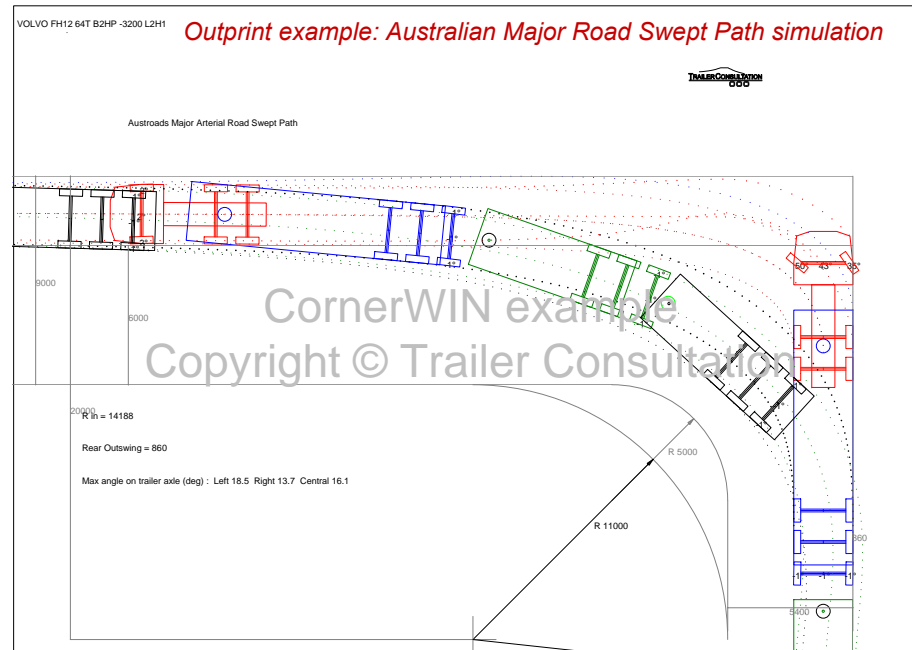
R out = 12500 mm  
R min = 5883 mm / 2:4814 mm / 3:4107 mm  
street width = 8393 mm  
Rear Outswing = 291 mm

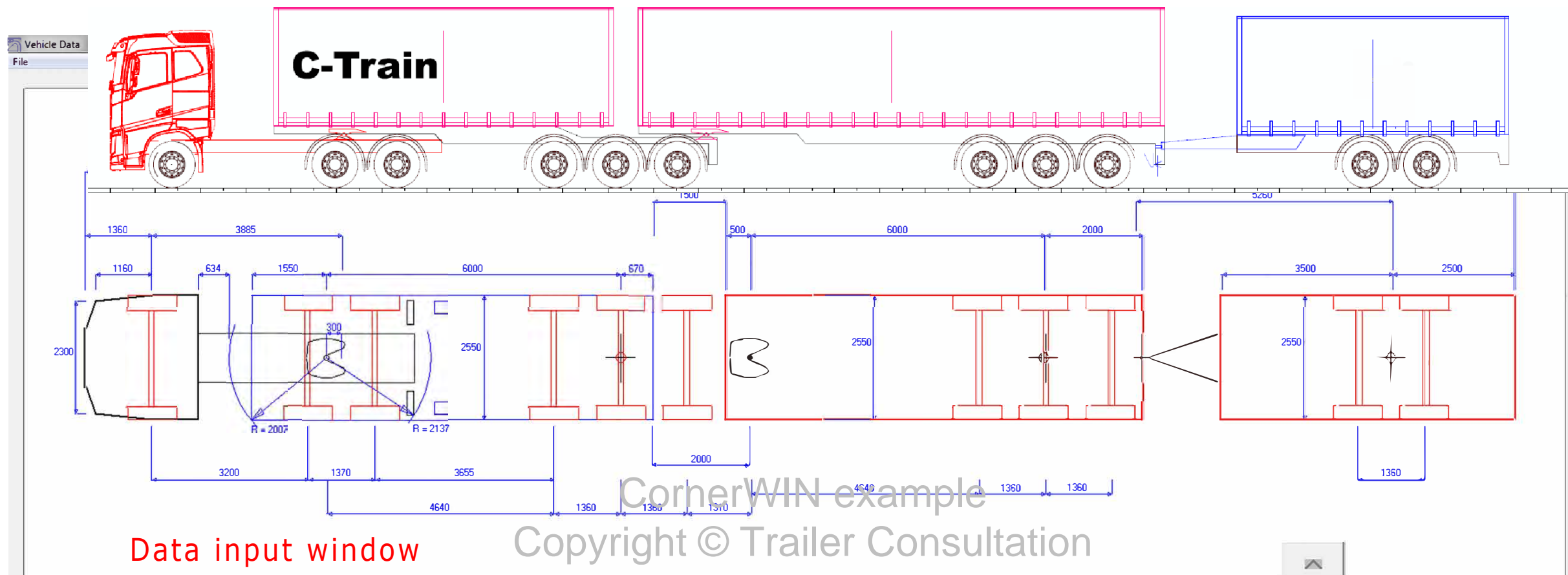
Max angle on trailer axle (deg) : Left 17.2 Right 13.0 Centre 4.1



Trailer Consultation Fax +358 6 831 1008

CornerWIN Version 2016-09 7.10.2016 11:38





Data input window

Copyright © Trailer Consultation

C train Combination 6x2 fff+fff+ff on top

TRUCK VOLVO FH12 64T 2HP -3200 L2H1

Max wheel angle (deg) inner = 50 outer = 35.2 Ackermann = 50

Front overhang (mm) 1360

Front overhang to bumper corner (mm) 1160

Width to bumper corner (mm) 2300

Wheelbase (mm) 3200 1370

Wheelbase to bogie turning centre (mm) 3885

Overhang (mm) 1490

Fifth wheel position (mm) 300

Truck width (mm) 2550

Truck front axle (mm) 2250

Rear lights back corner from the last axle (mm) 800

Width on truck rear lights (mm) 2350

SEMITRAILER

Trailer front overhang (mm) 1550

Square

Wheelbase to bogie turning centre (mm) 6000

2. Drawbar coupling (mm) 2000

2. SEMITRAILER

Trailer front overhang (mm) 500

Wheelbase to bogie turning centre (mm) 6000

Wheelbase (mm) 4640 1360 1360

Trailer rear overhang (mm) 2000

Trailer length (mm) 8500

Trailer width (mm) 2550

3. Drawbar coupling (mm) 150

3. TRAILER

Drawbar coupling - trailer front axle (mm) 5260

Trailer front overhang (mm) 3500

BogieW@s 1360

Trailer rear overhang (mm) 2500

Trailer length (without drawbar) (mm) 6000

Trailer width (mm) 2550

OK

